

The purpose of Art Curriculum:

- To introduce "The Art Elements" - Line, Tone, Colour, Shape & Pattern, Form, Texture & Space
- To show how words and pictures work collaboratively using selected Childrens Stories
- To experience a variety of media recreating the styles of important artists that looked at the world in a different way.
- To celebrate cultural traditions - Fireworks


WSAPC ART Learning Pathway  
PRIMARY

Key Stage 1

Year One


Foundation Skills

Autumn Term 1



ART ELEMENT = COLOUR, SHAPE, TEXTURE, LINE  
Linking to THE VERY HUNGRY CATERPILLAR and author and artist Eric Carle  
I learnt how to mix primary colours to make secondary and tertiary colours and position them correctly on a colour wheel. I can differentiate warm and cool colours on the colour wheel. I have used this knowledge to create a landscape in either cool and warm colours and using the alternative for the sky. I listened to this story and was able to contribute my ideas in group discussions. I created frottage panels to recreate the process that Eric Carle uses to create his characters. I learnt how to use my frottage sheets to cut shapes and collage the pieces to create my own character.

Autumn Term 2



ART ELEMENT = COLOUR, SHAPE, LINE, PATTERN, SPACE  
Linking to FIREWORKS - THE GHOST-EYE TREE - POINTILLISM  
I learnt how to use resist techniques to create an affective artwork showing fireworks in the night sky. I listened to this story and was able to contribute my ideas in group discussions. I learnt how to create and use a spooky tree shaped silhouette. I learnt how to colour mix paint to create a range of tints and shades to show a gradual change from dark to light. I learnt about the Pointillists and how they visually colour mix. I learnt how to colour mix autumn colours and applied them to my Autumn Tree.

Spring Term 2



Assessment

ART ELEMENT = COLOUR, SHAPE, PATTERN, TEXTURE  
Linking to Pablo Picasso - ABSTRACT ART - STILL-LIFE  
I have learnt about artist Pablo Picasso and was able to contribute my ideas to group discussions. I learnt how to use geometric shapes to create an abstract Picasso style collage. I learnt to recognise symmetry and tessellation by using geometric shapes to create a range of different portrait profiles. I created black and white as well as coloured abstract compositions in a variety of media. I learnt how to draw a still life of a fruit and vegetables and then added textures and additional layers in collage, in the style of Picasso.


Spring Term 1



ART ELEMENT = COLOUR, SHAPE, PATTERN, TEXTURE, FORM, SPACE  
Linking to Landscapes by Vincent Van Gogh, W.M. Turner, Andy Goldsworthy  
I have learnt about artist Vincent Van Gogh, Turner and Goldsworthy and was able to contribute my ideas to group discussions. I learnt how to use mark making and lines to describe textures within landscapes. I learnt how to replicate the Van Gogh's style by using a limited colour range and applying impasto techniques in paint. I learnt how to use watercolours and how to layer up paint washes to create atmospheric Turner like landscapes. I have created Land Art using natural materials looking at combinations of colour pattern, texture and form in the style of Goldsworthy.

ART INTENT:  
To create curiosity in the world around them. To help build a tool box of artistic skills using "The Art Elements" which help develop their understanding of how Art is created. Learning about different ways of seeing the world by recreating artists styles. To help develop their fine motor skills by using a variety of media.

Summer Term 1



ART ELEMENT = COLOUR, SHAPE, PATTERN, LINE, TONE, FORM  
Linking to Wassily Kandinsky - METAL ROBOTS - AQUATIC SEALIFE  
I have learnt about artist Wassily Kandinsky and was able to contribute my ideas to group discussions. I learnt how to colour mix paint to create my own artwork about Kandinsky circles. I was able to experiment in mixed media combining watercolour paint washes and coloured chalk pastels to create an underwater scene with transparent aquatic life. I have learnt to carefully observe the highlights and shadows on Metal Robots, creating the illusion that my drawing is 3D.

Summer Term 2



ART ELEMENT = COLOUR, SHAPE, TONE, PATTERN  
Linking to Paul Klee - 2D to 3D FORM - STILL-LIFE  
I have learnt about artist Paul Klee and was able to contribute my ideas to group discussions. I learnt how to use oil paint to create my own artwork in Klee's style. I learnt how to tessellate shapes to create a stain glass window. I have learnt how to use tone to make a 2D shape into a 3D form in a variety of media. I have learnt to carefully observe all the colour variations on a variety of fruit and vegetable and carefully mixed the colours in a variety of media.

Assessment

SMSC Document Available.